

2020W1 UBCO Individual Instructor Reports for CULT 3110 001/VISA 3820 001(CULT 3110 001 - Advanced Practice in Media Arts, VISA 3820 001 - Advanced Practice in Media Arts) (Morgan Rauscher)

Project Title: **2020W1 UBCO Instructor Evaluations**

Course Audience: **17**
 Responses Received: **6**
 Response Ratio: **35.29%**

Report Comments

This course took place during a period of significant disruption to normal university operations, due to the COVID-19 pandemic.

Recommended Minimum Response Rates

Class Size	Recommended Minimum Response Rates based on 80% confidence & $\pm 10\%$ margin
< 10	75%
11 - 19	65%
20 - 34	55%
35 - 49	40%
50 - 74	35%
75 - 99	25%
100 - 149	20%
150 - 299	15%
300 - 499	10%
> 500	5%

Legend

N: Expected
 n: Responded

Frequency Distribution

SD: Strongly Disagree

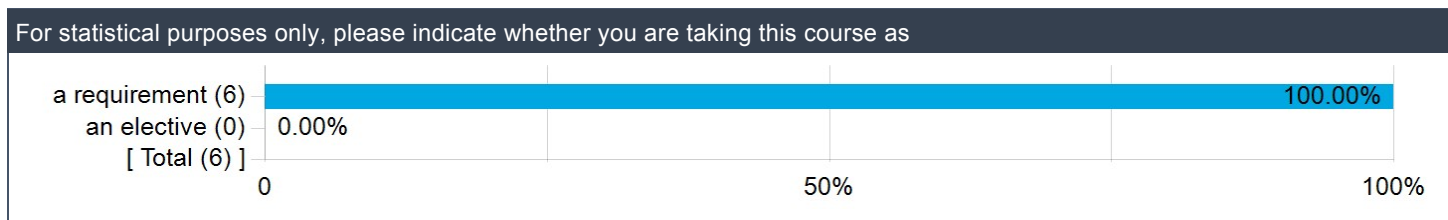
Creation Date: **Tuesday, February 2, 2021**

IM: Interpolated Median

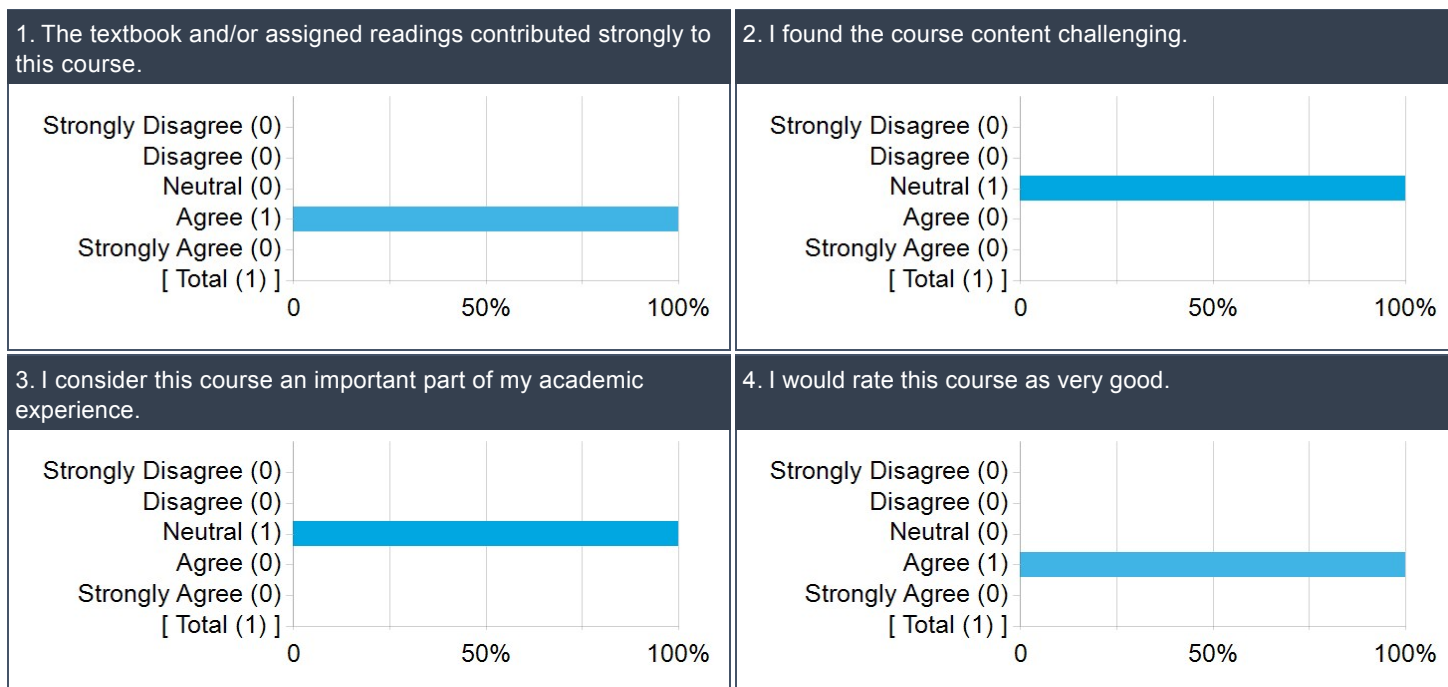
DI: Dispersion Index

Detailed Results

For statistical purposes only, please indicate whether you are taking this course as



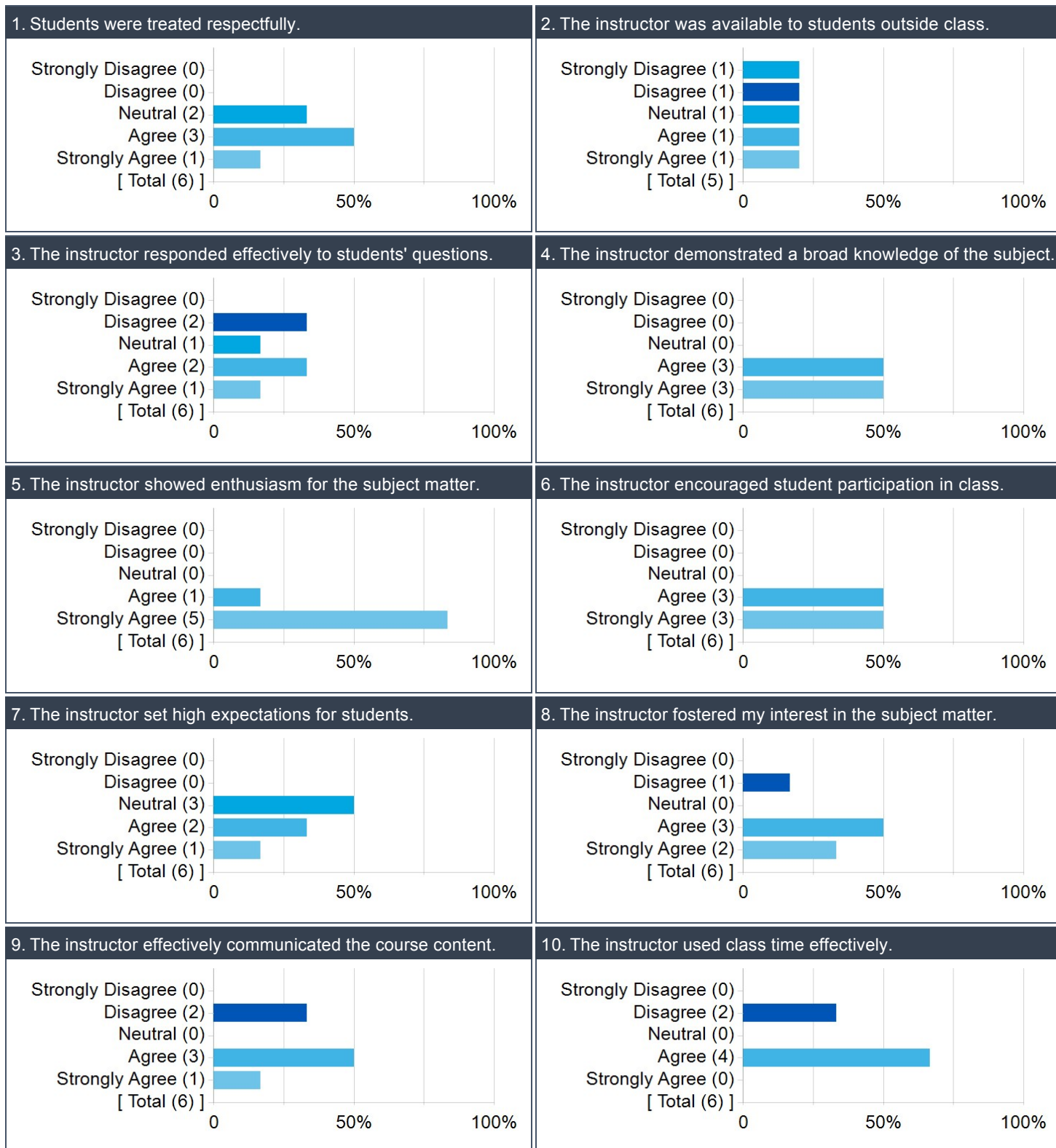
Course Questions



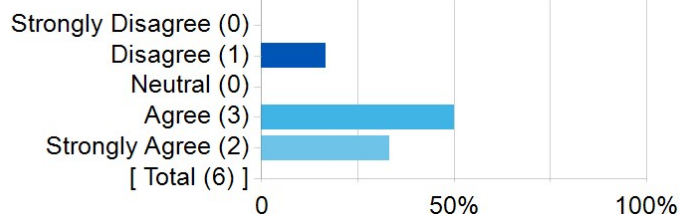
Question	N	n	SD	D	N	A	SA	N/A	IM	DI
The textbook and/or assigned readings contributed strongly to this course.	17	1	0	0	0	1	0	0	4.00	0.00
I found the course content challenging.	17	1	0	0	1	0	0	0	3.00	0.00
I consider this course an important part of my academic experience.	17	1	0	0	1	0	0	0	3.00	0.00
I would rate this course as very good.	17	1	0	0	0	1	0	0	4.00	0.00

Question	%Favourable
The textbook and/or assigned readings contributed strongly to this course.	100.00%
I found the course content challenging.	0.00%
I consider this course an important part of my academic experience.	0.00%
I would rate this course as very good.	100.00%

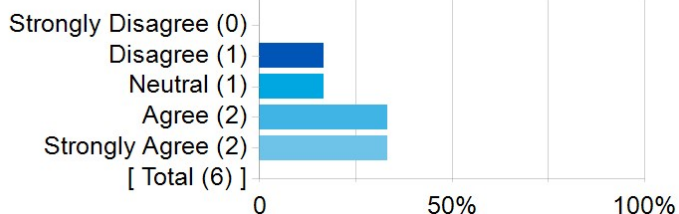
Instructor Questions



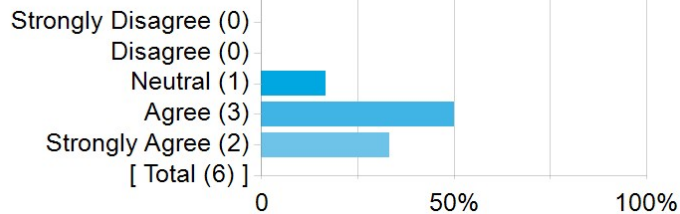
11. Where appropriate, the instructor integrated research into the course material.



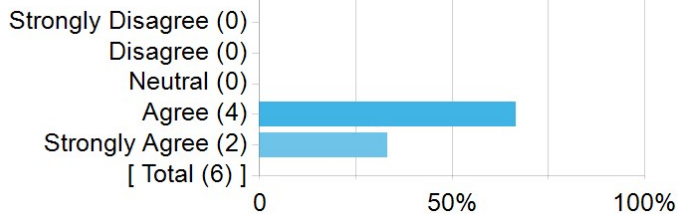
12. The instructor provided effective feedback.



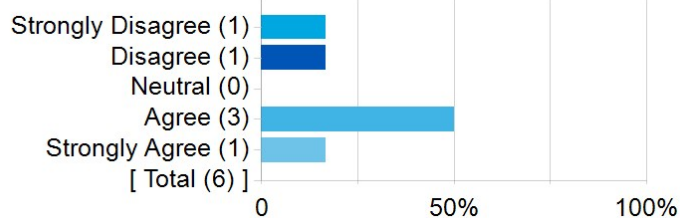
13. Given the size of the class, assignments and tests were returned within a reasonable time.



14. The evaluation procedures were fair.



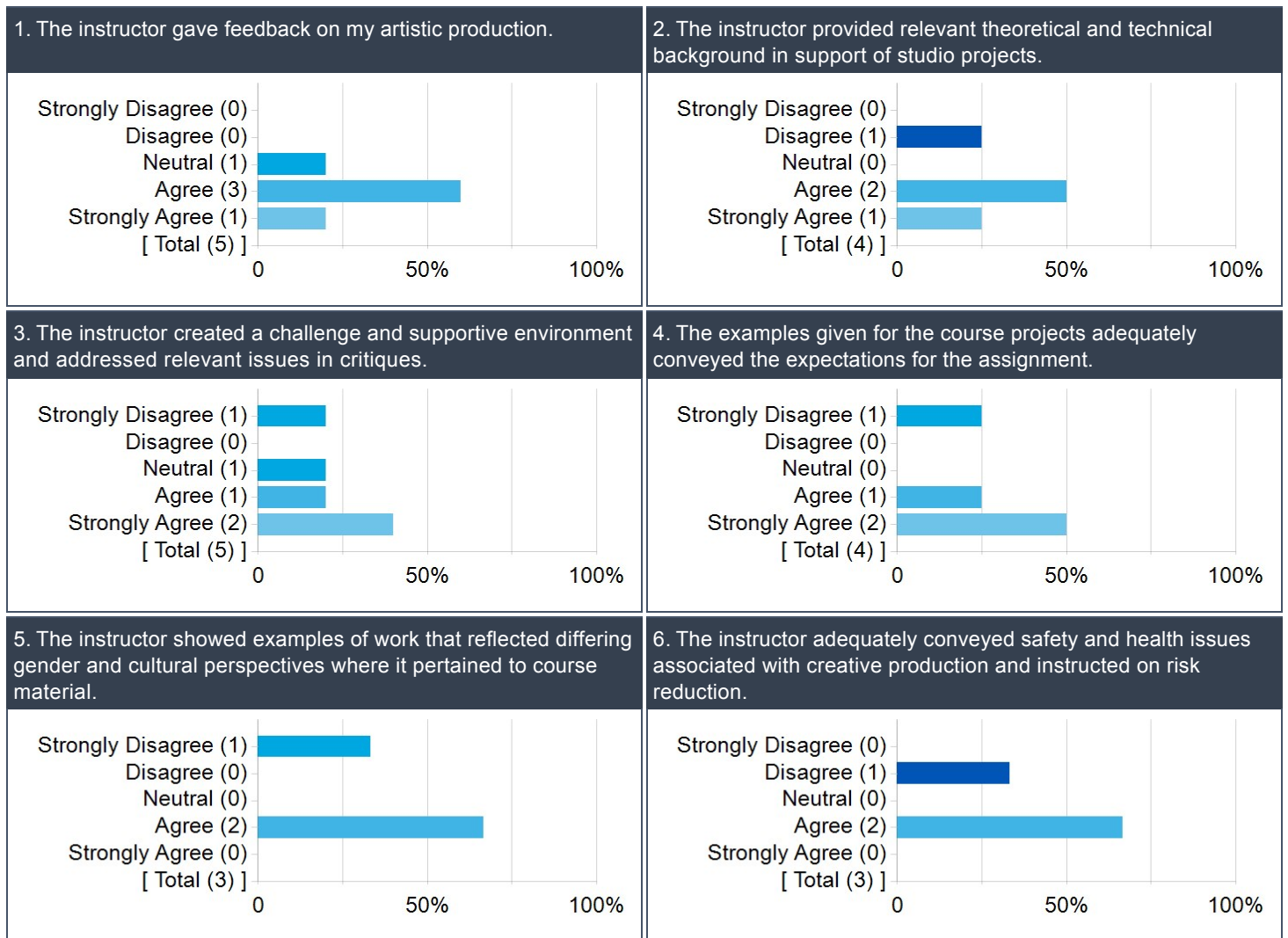
15. I would rate this instructor as very good.



Question	N	n	SD	D	N	A	SA	N/A	IM	DI
Students were treated respectfully.	17	6	0	0	2	3	1	0	3.83	0.36
The instructor was available to students outside class.	17	6	1	1	1	1	1	1	3.00	0.80
The instructor responded effectively to students' questions.	17	6	0	2	1	2	1	0	3.50	0.61
The instructor demonstrated a broad knowledge of the subject.	17	6	0	0	0	3	3	0	4.50	0.25
The instructor showed enthusiasm for the subject matter.	17	6	0	0	0	1	5	0	4.90	0.14
The instructor encouraged student participation in class.	17	6	0	0	0	3	3	0	4.50	0.25
The instructor set high expectations for students.	17	6	0	0	3	2	1	0	3.50	0.39
The instructor fostered my interest in the subject matter.	17	6	0	1	0	3	2	0	4.17	0.50
The instructor effectively communicated the course content.	17	6	0	2	0	3	1	0	3.83	0.58
The instructor used class time effectively.	17	6	0	2	0	4	0	0	3.75	0.44
Where appropriate, the instructor integrated research into the course material.	17	6	0	1	0	3	2	0	4.17	0.50
The instructor provided effective feedback.	17	6	0	1	1	2	2	0	4.00	0.58
Given the size of the class, assignments and tests were returned within a reasonable time.	17	6	0	0	1	3	2	0	4.17	0.36
The evaluation procedures were fair.	17	6	0	0	0	4	2	0	4.25	0.22
I would rate this instructor as very good.	17	6	1	1	0	3	1	0	3.83	0.72

Question	%Favourable
Students were treated respectfully.	66.67%
The instructor was available to students outside class.	40.00%
The instructor responded effectively to students' questions.	50.00%
The instructor demonstrated a broad knowledge of the subject.	100.00%
The instructor showed enthusiasm for the subject matter.	100.00%
The instructor encouraged student participation in class.	100.00%
The instructor set high expectations for students.	50.00%
The instructor fostered my interest in the subject matter.	83.33%
The instructor effectively communicated the course content.	66.67%
The instructor used class time effectively.	66.67%
Where appropriate, the instructor integrated research into the course material.	83.33%
The instructor provided effective feedback.	66.67%
Given the size of the class, assignments and tests were returned within a reasonable time.	83.33%
The evaluation procedures were fair.	100.00%
I would rate this instructor as very good.	66.67%

Additional Instructor Questions



Question	N	n	SD	D	N	A	SA	N/A	IM	DI
The instructor gave feedback on my artistic production.	17	5	0	0	1	3	1	0	4.00	0.32
The instructor provided relevant theoretical and technical background in support of studio projects.	17	5	0	1	0	2	1	1	4.00	0.56
The instructor created a challenge and supportive environment and addressed relevant issues in critiques.	17	5	1	0	1	1	2	0	4.00	0.80
The examples given for the course projects adequately conveyed the expectations for the assignment.	17	5	1	0	0	1	2	1	4.50	0.81
The instructor showed examples of work that reflected differing gender and cultural perspectives where it pertained to course material.	17	5	1	0	0	2	0	2	3.75	0.67
The instructor adequately conveyed safety and health issues associated with creative production and instructed on risk reduction.	17	5	0	1	0	2	0	2	3.75	0.44

Question	%Favourable
The instructor gave feedback on my artistic production.	80.00%
The instructor provided relevant theoretical and technical background in support of studio projects.	75.00%
The instructor created a challenge and supportive environment and addressed relevant issues in critiques.	60.00%
The examples given for the course projects adequately conveyed the expectations for the assignment.	75.00%
The instructor showed examples of work that reflected differing gender and cultural perspectives where it pertained to course material.	66.67%
The instructor adequately conveyed safety and health issues associated with creative production and instructed on risk reduction.	66.67%

Open ended feedback

What were the strengths of the course?

Comments
I really enjoyed how we could all decided what form of digital media we wanted to work on. Also, Morgan is definitely passionate about digital media.
The professor was incredibly passionate about digital art, which encouraged students to be excited about the subject matter. The freedom in choosing medium, project size, and content allowed students to explore what they are most interested in within the realm of media/digital art.
Letting us choose what direction we went with the assignments, I love that I wasn't just pushed into a cookie cutter class with set assignments and was allowed to pursue my interests within digital art.
The group discussions and the enthusiasm and encouragement from classmates and the teacher.
Lecture discussions, critiques. Made the class engaging even online. Positive and encouraging energy.
first part of the term lectures were top notched.

What were the weaknesses?

Comments
This class way extremely disorganized and all over the place. Morgan signed onto class twice believing and speaking to us as if we were his other class. This really devalues us as students, especially when we are a small class and have all talked to Morgan one on one a number of times. During the critiques, or should I say viewings, Morgan did not encourage class participation. Only he would give the critiques of the work and it was never any more than a sentence. I would really appreciate more time spent on critiques. I also noticed that he was constantly forgetting about the international students and how they are signing onto class at 2 in the morning. With a little bit of organization this course could come a long way...
This course was sometimes extremely unstructured and disorganized; the instructor would come into lecture not knowing the objective of that class time, mixing up the class content with those of other classes that he taught. Given the context of online learning and the challenges that come with it, I understand that it is difficult to adjust to the new platform and way of teaching, however, forgetting the class objective and assignments not just once but multiple times negatively affected my motivation towards the class. Unfortunately, the instructor replied to none of my emails regarding the class. Email is the main platform for communication especially in this online setting, yet it seemed like this was not taken into consideration whatsoever. Although it was nice that students were given opportunities and freedom to explore different projects, we were not provided with adequate support on each of our projects, which often left us relying on online sources and tutorials to teach ourselves how to code and use softwares. I do not think this was done intentionally, but I notice that during critiques and discussions when students are talking, we were often time interrupted by the instructor, talking over us and not stopping. I found that quite disrespectful.
Needing to attend lectures, granted every class makes you do that, wish participation wasn't so necessary.
All online.
Delay in response time to student emails and phone calls. Of course, covid is most likely the cause as it has become the only means of communicating with professors. Reducing response time to student inquiries is important to lowering student anxiety regarding grades or assignments. Further, would enjoy to see a very clear criteria for each assignment in a document form.
in studio classes, students are quite disengaged, i did not learn from other students progress. the community aspect seems to be not as great online.

What did you most enjoy about it?

Comments
I enjoyed seeing my classmates work during the final viewing.
Getting to pursue my interests in digital art.
Everything!!!
The enthusiasm of the instructor and how they motivated students to improve with each assignment.
his passion and talking about his previous work, i think his stories and experiences are different to other professors and more relatable.

Explanatory Note

Percent Favourable Rating

This is the percentage of respondents who rated the instructor a 4 or 5 (Agree or Strongly Agree).

Interpolated Median

The data collected for Student Evaluations of Teaching (SEoT) are ordinal in nature, with a natural order (from 1 to 5). While the mean may be used as a measure of central tendency for such data, it is not an appropriate or accurate representation of SEoT data (cf. Stark & Freishtat, 2014). The usual measure of central tendency for ordinal data is the median. As a result, we have been reporting the mean and the median for the last several years. After considerable thought and data modeling, we now believe that the interpolated median is the best representation of the data, since it takes the frequency distribution into account.

Consider the following example from 2015W, the two classes have identical mean (3.8). However, the instructor in class 2 received 77% favourable (4-5) ratings, compared to 53% for the instructor in class 1. The Interpolated median values of (3.7 and 4.2), much better reflects the distribution of the scores above and below their respective median. Furthermore, the interpolated median is better correlated with percent favourable rating; such that an interpolated median of 3.5 on a Likert scale of 1 to 5, corresponds to 50% favourable rating.

Frequency Distribution

Response for UMI	Class 1	Class 2
5 = Strongly agree	5	5
4 = Agree	3	5
3 = Neither agree nor disagree	6	0
2 = Disagree	1	2
1 = Strongly disagree	0	1
Mean	3.8	3.8
Median	4.0	4.0
Interpolated Median	3.7	4.2
Percent favourable rating	53%	77%

Dispersion Index

The dispersion Index is a measure of variability suitable for ordinal data (Rampichini, Grilli & Petrucci 2004). This dispersion index has values between zero and 1. A zero dispersion index indicates that all students in the section gave the same rating to the instructor. An index value of 1.0 is obtained when the class splits evenly between the two extreme values (Strongly Disagree & Strongly Agree), a very rare occurrence. In SEoT data at UBC, the index rarely exceeds 0.85, and mostly for evaluations not meeting the minimum recommended response rate.

